

The Royal College
of Surgeons of England

35 – 43 Lincoln's Inn Fields,
London WC2A 3PE

T (020) 7869 6815

F (020) 7869 6816

E fdseducation@rcseng.ac.uk

www.rcseng.ac.uk/fds

Registered Charity No. 212808



While we make every effort to run courses as advertised, we reserve the right to change the timetable and/or the teaching staff without prior notice and to cancel any courses without liability (in such circumstance, delegates will qualify for a full refund of the course fees).

Contents

Orthodontic Wire Bending and Archwire Fabrication	16–17 February 2012	4
The Management of Hypodontia	9 March 2012	6
Masterclass in Special Care Dentistry	Thursday 15 March 2012	8
Modern Management of Dental Trauma	Friday 16 March 2012	10
National Orthodontic Therapist Study Day	Monday 21 May 2012	12
Oral and Dental Care in Forensic Psychiatry	Friday 25 May 2012	14
Careers in Oral Surgery		
Symposium	Wednesday 29 February 2012	16
Best Practice in Oral Surgery: Day 1	Friday 19 October 2012	18
Best Practice in Oral Surgery: Day 2	Saturday 20 October 2012	20
CPD Core Competency Courses		
Medical Emergencies: Theory and Practical	Friday 4 May 2012	23
Radiography and Radiation Protection	Friday 1 June 2012 or Friday 23 November 2012	23
How to find		
The Royal College of Surgeons of England, London		24
Met Hotel, Leeds		25
Knockbracken Hall, Belfast		26
Equal opportunities monitoring		27
Application form		28

Orthodontic Wire Bending and Archwire Fabrication

16–17 February 2012

This course aims to teach skills required to fabricate and modify archwires. The straight wire bracket prescriptions will on occasions require modifications or a different type of mechanics in order to complete treatment efficiently. Alternative archwire design can resolve a treatment problem where treatment is not working out with conventional sliding mechanics. The use of friction-free mechanics will sometimes provide more effective tooth movement and finishing.

Course instructors include Professor Fraser McDonald, Dr Jeremy Breckon and Mr David Barnett, all of whom have many years of clinical experience in using alternative archwire design that overcomes problems that can occur when normal mechanics seem to 'stick' during a phase of treatment. Participants will progress through a series of wire-bending exercises over the two days with a view to improving and honing their skills in the correct and proper techniques to fabricate archwires for clinical use. Participants will fabricate a series of archwires and auxiliary wires that can assist in overcoming problems with conventional sliding mechanics.

The course will be of interest to second and third-year orthodontic registrars wishing to improve their technique for the MSc and MOrth exams. It will also be of relevance to those starting in specialist orthodontic practice and dentists with a special interest who wish to improve their wire fabrication skills.

Educational objectives:

At the end of the two days participants will:

- be more confident in their wire-bending skills;
- know how to adjust rectangular archwires to improve effectiveness;
- understand the indications for alternative mechanics; and
- bend friction-free arches that provide efficient traction to teeth.

This course will attract 10 CPD credits.

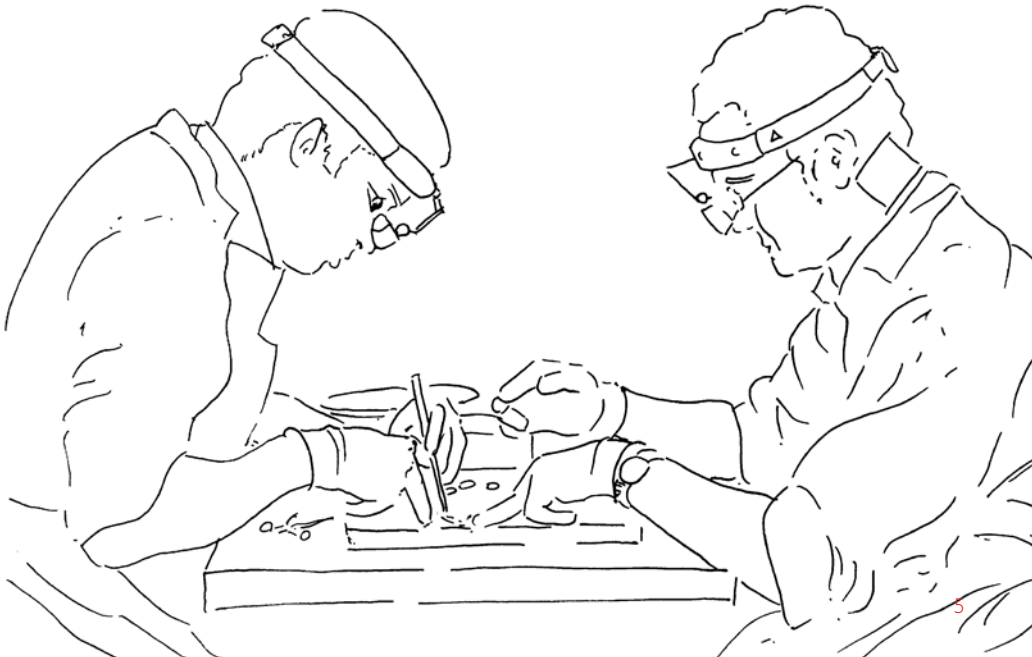
Please return completed application forms by:

6 February

Please note that there is a fixed cancellation charge of 10%. Cancellations made 2 weeks prior to the course will result in no refund.

Venue

The Royal College of Surgeons of England, London



The Management of Hypodontia

9 March 2012

This course is aimed at all dental practitioners, specialty trainees and consultants with an interest in the management of children and adults with congenitally missing teeth (hypodontia).

The aims of the day are to give participants an understanding of the principles of the management of hypodontia patients and some insight into an interdisciplinary team approach that is often necessary to plan and provide effective care for these patients.

Educational aims and objectives

At the end of the course participants will be able to:

- define hypodontia and describe its demography, presentation and genetic basis
- identify the principles of restorative and orthodontic management and illustrate their integration to optimise treatment outcome
- discuss the role of implants in the management of hypodontia
- outline paediatric and surgical interventions, including tooth transplantation, relevant to the management of hypodontia
- appraise an interdisciplinary approach to the management of hypodontia.

5 CPD credits will be awarded for this study day.

Please return completed application forms by:

6 February 2012.

Please note that there is a fixed cancellation charge of 10%. Cancellations made 2 weeks prior to the course will result in no refund.



Venue

Met Hotel, Leeds

08.45 - 09.30	Registration	12.30 – 13.30	Lunch
09.30 - 09.35	Welcome Miss Kathryn Harley <i>Dean, Faculty of Dental Surgery</i>	13.30 – 14.10	Restoration: the role of implants Mr Francis Nohl <i>Consultant in Restorative Dentistry Newcastle Dental Hospital</i>
09.35 - 09.40	Introduction Dr Nick Jepson <i>Senior Lecturer and Honorary Consultant, Newcastle Dental School and Hospital</i>	14.10 – 14.50	Oral surgery considerations in the management of hypodontia Dr John Meechan <i>Senior Lecturer and Honorary Consultant Oral Surgeon, Newcastle University</i>
09.40 – 10.00	Hypodontia: definitions, demography and aetiology Mr Ben Cole <i>Consultant in Paediatric Dentistry Newcastle Dental Hospital</i>	14.50 - 15.15	Coffee
10.00 – 10.30	Genetic considerations in hypodontia Dr Michael Wright <i>Honorary Clinical Lecturer, Institute of Human Genetics, Newcastle University</i>	15.15 – 16.00	Bringing it all together: interdisciplinary team management of hypodontia Several speakers
		16.00	Panel discussion and close
10.30 – 11.00	Coffee		
11.00 – 11.20	Paediatric aspects of the management of hypodontia Miss Lucy Burbridge <i>Consultant in Paediatric Dentistry, Newcastle Dental Hospital</i>		
11.20 – 12.00	Principles of restorative care in hypodontia Dr Nick Jepson <i>Senior Lecturer and Honorary Consultant, Newcastle Dental School and Hospital</i>		
12.00 – 12.30	Orthodontic considerations in the management of hypodontia Mr Jonathan Chapple <i>Consultant in Orthodontics, Newcastle Dental Hospital</i>		

Masterclass in Special Care Dentistry

Thursday 15 March 2012

This course will hear from leading experts specifically addressing the practicalities of communicating with patients with disabilities and impairments. To complement this, the morning session will provide an insight into the problems faced by parents communicating with children who have complex needs and the ways in which they have overcome these difficulties. The afternoon is devoted to the separate masterclasses for trainers and trainees.

The masterclass for trainers, mentors and supervisors will give practical support in the quality management of training programmes. In addition, trainers will provide an update into the development of their training programmes and their approach to quality management.

The masterclass for trainees, mentees and postgraduate students will provide an opportunity for participants to gain experience of viva practice, which specifically tests communication skills, and a simulated clinical examination and viva practice under examination conditions. This session will also provide support in writing case presentations.

This course will be of interest to candidates who are preparing for the Diploma in Special Care Dentistry examination and their mentors, specialist trainees in special care dentistry and their trainers and postgraduate students undertaking a course in special care dentistry and their supervisors. The morning session will be of interest to the whole dental team. Attendance at either the morning or the afternoon session is acceptable


Learning outcomes

- to gain knowledge of the problems of communicating with patients with disabilities and impairments
- to develop a pragmatic approach in communicating effectively with patients
- to understand the problems faced by parents communicating with children who have complex needs
- to gain knowledge of the quality management process of training programmes
- to gain knowledge of the development of training programmes in special care dentistry and their approach to quality management
- to understand of the key skills required in preparing written case presentations

5 CPD credits will be awarded for this study day.

Please return completed application forms by:
6 February 2012.

Please note that there is a fixed cancellation charge of 10%. Cancellations made 2 weeks prior to the course will result in no refund.



Venue

The Royal College of Surgeons of England, London

09.15 – 09.45	Registration	12.30 – 13.00	Question and answer session
09.45 – 09.50	Welcome Miss Kathryn Harley <i>Dean, Faculty of Dental Surgery</i>	13.00 – 14.00	Lunch
09.50 – 09.55	Introduction Mrs Vanita Brookes <i>Course Convenor, Consultant in Special Care Dentistry and DSCD Chair</i> Mrs Selina Master <i>Course Convenor, Clinical Director and FSAP Chair</i>	14.00 – 16.00	Parallel sessions: Masterclass: Portfolio and structured oral examination and communication skills Mrs Vanita Brookes Mrs Selina Master Masterclass: Quality management of specialist training programmes in special care dentistry Ms Karen Gordon <i>Chair of the SAC in Special Care Dentistry</i>
09.55 – 10.35	Communication problems after a stroke Ms Heather Frenkel <i>Honorary Special Lecturer in Gerodontology, University of Bristol</i>		
10.35 – 11.15	Consent issues and communication Ms Vicki Jones <i>Consultant in Special Care Dentistry</i>	16.00 – 16.30	Question and answer session and close
11.15 – 11.45	Coffee		
11.45 – 12.30	Communication with confidence Hazel Johnson <i>Parent of a child who has special needs</i>		
12.30 – 13.00	Question and answer session		

Modern Management of Dental Trauma

Friday 16 March 2012

The management of dento-alveolar trauma is one of the most challenging acute dental problems that dental practitioners can face. Inappropriate immediate management of dental trauma can have long-term consequences for patients. While some patients may present to an emergency department following dento-alveolar trauma, many will also present to their community dentist or general dental practitioner. It is therefore essential that all practitioners have the clinical knowledge to enable them to provide the most appropriate immediate care for patients that have sustained dental trauma. It is also important for practitioners to be knowledgeable in the long-term management of traumatised teeth and also to be aware of the available treatment options should replacement of teeth lost through trauma be required.

This course will provide a comprehensive overview of the modern management of dental trauma. The morning session will include acute management for both children and adults, the longer term management issues for child patients and the treatment of discoloured teeth. The afternoon session will cover the role of adhesive restorations in the management of dental trauma, the role of dental implants and an overview of the dental trauma guidelines.

This course will be of interest to dental practitioners and members of the wider dental team working in community/salaried primary care dental services and general dental practice and also for those colleagues working in emergency dental services.

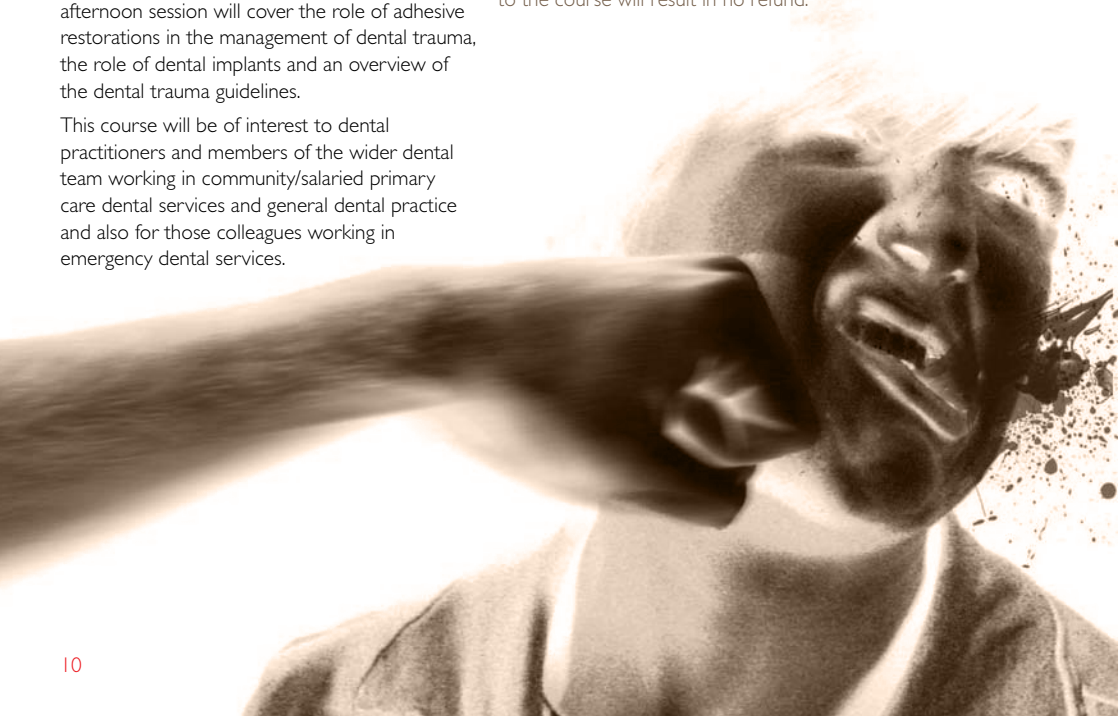
Learning outcomes

- To gain knowledge of the acute management of dento-alveolar trauma in both children and adults.
- To gain knowledge of the long term management of traumatised teeth.
- Understand the role of adhesive techniques in the management of traumatised teeth.
- Understand the role of implants following dento-alveolar trauma.
- To be able to negotiate and use effectively the dental trauma guidelines website.

5 CPD credits will be awarded for this study day.

Please return completed application forms by:
6 February 2012

Please note that there is a fixed cancellation charge of 10%. Cancellations made 2 weeks prior to the course will result in no refund.



Venue

The Royal College of Surgeons of England, London

08.45 – 09.20	Registration	14.00 – 14.45	The role of minimally invasive adhesive restorations in the management of dental trauma
09.20 – 09.25	Welcome Miss Kathryn Harley <i>Dean, Faculty of Dental Surgery</i>		Mr Matthew Garrett <i>King's College London</i>
09.25 – 09.30	Introduction Mr Rob Hale <i>Course Convenor</i>	14.45 – 15.30	The use of dental implants in trauma cases Mr Lloyd Searson <i>Eastman Dental Institute</i>
09.30 – 10.30	'Handle with care': acute management of dento-alveolar trauma Mr Peter Day <i>Leeds Dental Institute</i>	15.30 – 16.00	Tea
10.30 – 11.15	Modern management of acute dental injuries in adults Ms Serpil Djemal <i>King's College London</i>	16.00 – 16.45	Using evidence-based resources: dental trauma guidelines and case discussions Mr Rupert Austin <i>King's College London</i>
11.15 – 11.35	Coffee	16.45 – 17.15	Panel discussion and close
11.35 – 12.05	Trauma, tears and transplants Mr Peter Day <i>Leeds Dental Institute</i>		
12.05 – 12.45	Don't leave them in the dark: bleaching discoloured teeth Ms Serpil Djemal <i>King's College London</i>		
12.45 – 13.00	Panel discussion		
13.00 – 14.00	Lunch		

Promoting Excellence
in the Dental Specialties

National Orthodontic Therapist Study Day

Monday 21 May 2012

Due to popular demand, the Faculty of Dental Surgery will be hosting another National Orthodontic Therapist Study Day on Monday 21 May 2012 at the Met Hotel in Leeds. The study day has been specifically designed for orthodontic therapists and will provide a forum for them to develop their knowledge, to foster peer support and provide continuing professional development. Further more, orthodontic therapists will be given an opportunity to share their ideas and good practice and there will also be a competition with prizes for the best presentations from orthodontic therapists on the day.

Educational aims and objectives

- Provide CPD.
- Offer an opportunity for peer support and networking.
- Provide both qualified and trainee OTs with an update on relevant topics and potential future developments that may influence their sphere of practice.

This study day will attract 5 CPD credits.

Please return completed application forms by:
4 May 2012

Please note that there is a fixed cancellation charge of 10%. Cancellations made 2 weeks prior to the course will result in no refund.



Venue

Met Hotel, Leeds

08.30–09.15	Registration	14.00–14.45	What is professionalism? Mr David Mitchell <i>Consultant Oral and Maxillofacial Surgeon</i>
09.15–09.20	Welcome Miss Kathryn Harley <i>Dean, Faculty of Dental Surgery</i>	14.45–15.15	Invisalign – an introduction for orthodontic therapists Ms Rebecca Dolan <i>Orthodontic Therapist, Harrogate</i>
09.20–09.30	Introduction to the morning session Laura Mitchell MBE <i>Course Convenor</i>	15.15–15.45	Supervision Mr Christian Day <i>Bristol Orthodontic Therapy Course Director</i>
09.30–10.00	Communication Ms Yvonne Shaw <i>Dento-legal Adviser, Dental Protection Ltd</i>	15.45–16.30	Short presentations from orthodontic therapists Top tips, interesting cases etc
10.00–10.30	Meeting professional challenges in current times... or perhaps taking opportunities to make a difference? Tony Griffin <i>Chair, DCP Committee FGDP(UK)</i>	17.00	Award of prize winner and close
10.30–11.00	What the ONG can do for you Ms Debra Worthington <i>Chair, Orthodontic Nurses Group</i>		
11.00–11.30	Coffee		
11.30–12.00	Increasing your patients' motivation Ms Sylvie Collins <i>Clinical Psychologist, Bradford Hospitals Trust</i>		
12.00–12.30	Avoiding cultural pitfalls Ms Rye Mattick <i>Consultant Orthodontist, Newcastle Dental Hospital</i>		
12.30–13.00	Questions and panel discussion		
13.00–14.00	Lunch		

Oral and Dental Care in Forensic Psychiatry

Friday 25 May 2012

What is forensic psychiatry? Published research has highlighted a consistent trend that the oral health status of service users is poor and also poor in comparison with non-institutional individuals. Dentists and their teams are often called on to provide oral and dental care to these service users in the primary care setting. This course will provide an update on the management of those with forensic psychiatric illnesses in custodial environments and in the community. The course should be of interest to all dentists and their teams. The programme brings together consultants in forensic psychiatry and in psychiatry, and dentists who have experience in providing care to patients in these settings.

The morning session is devoted to providing awareness in forensic psychiatry, psychiatric management and care pathways of the service users in custodial settings and community. The afternoon session sets the scene for practical management with case scenarios, an update of Mental Health and Mental Capacity Acts and risk management. This is followed by the dentist's experience in providing care to these service-users. There will be plenty of opportunities for discussion with the speakers and networking with your colleagues during the course of the day.

Educational aims and objectives

At the end of the study day, attendees will:

- have an understanding of the demography of people with forensic psychiatric illness and the custodial settings as well as an updated knowledge of forensic illness
- have an updated knowledge of Mental Health and Mental Capacity Acts in relation to providing dental care
- have an updated knowledge of risk assessment in relation to providing dental care
- have an updated knowledge of the management of oral and dental care of people with forensic psychiatric illness.

This course will be of particular interest to the whole dental team in special care dentistry, prison dentists, general dental practitioners and MJDF trainees.

This study day will attract 5 CPD credits.

Please return completed application forms by:
4 May 2012

Please note that there is a fixed cancellation charge of 10%. Cancellations made 2 weeks prior to the course will result in no refund.



Venue

Knockbracken Hall, Belfast

08.45 – 09.20	Registration	13.30 – 13.35	Introduction to the afternoon
09.20 – 09.25	Welcome Mr Brian Barry <i>Director of Specialist Hospitals Women and Child Health</i>		Professor Donald Burden <i>Clinical Director of Dental Services Belfast Trust</i>
09.25 – 09.30	Introduction to the morning Dr Anne Stevens <i>Course Convenor Clinical Lead of Community Dental Service Belfast Trust</i>	13.35 – 14.10	Clinical scenarios Dr Ian Bownes Dr Paul Devine
09.30 – 10.15	Forensic psychiatry: demography of patients and custodial units Dr Ian Bownes Dr Paul Devine <i>Consultants in Forensic Psychiatry</i>	14.10 – 15.00	Management of risk and consent Dr Ian Bownes
10.15 – 11.00	Care pathway Dr Ian Bownes	15.00 – 15.30	Tea
11.00 – 11.30	Coffee	15.30 – 16.20	Oral and dental care of people in custodial environments <i>Clinical management Dr Caroline Lappin Senior Dental Officer, N. Ireland Prison Services</i>
11.30 – 12.10	Drugs, interactions and side effects Dr Ian Bownes		<i>Policy issues Dr David Wong Senior Dental Officer, Specialist in Special Care Dentistry, Southampton</i>
12.10 – 12.30	Discussion and questions	16.20 – 16.40	Panel discussion and close
12.30 – 13.30	Lunch		



Careers in Oral Surgery Symposium

Wednesday 29 February 2012

The symposium is aimed at all UK oral surgery trainees and those interested in oral surgery training programmes to better familiarise themselves with current governance, structure and opportunities in oral surgery training. The symposium will cover some simpler aspects of oral surgery practice and will be of interest to undergraduate dental students, FY1 and FY2 trainees, senior house officers, specialty doctors, and senior staff.

Aims and objectives:

At the end of the day participants will:

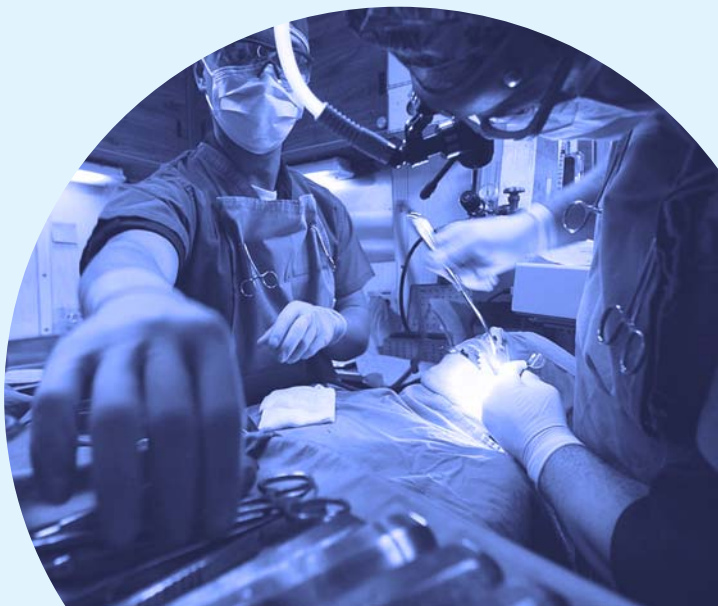
- understand the process and governance of postgraduate training
- be aware of the current developments within the NHS that impact postgraduate training
- be informed of oral surgery training pathways.

This day will attract 5 CPD credits.

Please return completed application forms by:

3 February 2012

Please note that there is a fixed cancellation charge of 10%. Cancellations made 2 weeks prior to the course will result in no refund.



Venue

The Royal College of Surgeons of England, London

09.00 – 09.30	Registration	13.00 – 13.30	Membership in Oral Surgery Professor Tilly Loescher <i>University of Sheffield</i>
09.30 – 09.35	Welcome Miss Kathryn Harley <i>Dean, Faculty of Dental Surgery</i>	13.30 – 14.00	Tricollegiate IFSE Mr Mike Hill <i>Cardiff University</i>
09.35 – 09.45	Introduction Professor Tara Renton <i>Course Convenor, King's College London</i>	14.00 – 14.45	Private Practice and Primary Care Oral Surgery Dr Louis McArdle <i>Guy's Hospital London</i>
09.45 – 10.30	The Deanery Role in Oral Surgery Training, The ARCP and Your Portfolio Dr Colette Balmer <i>University of Liverpool</i>	14.45 – 15.15	Coffee
10.30 - 11.15	Governance Structure for Oral Surgery SACs, STCs, FSAPs and the Role of the Royal Colleges Mr James Parker <i>Truro Hospital Trust</i>	15.15 – 16.15	Implementation of the MEE OS Review Professor Naim Wilson <i>King's College London</i>
11.15 – 11.45	Modern Oral Surgery Professor Tara Renton	16.15 – 16.45	Panel Discussion and Close
11.45 – 12.00	Discussion		
12.00 – 13.00	Lunch		

Best Practice in Oral Surgery: Day 1

Friday 19 October 2012

This study day is aimed at all UK oral surgery trainees and qualified staff to better familiarise themselves with current developments in oral surgery, novel concepts and modern practice. The study day will cover some advanced aspects of oral surgery practice and will be of interest to undergraduate dental students, FY1 and FY2 trainees, senior house officers, specialty doctors and senior staff.

Aims and objectives

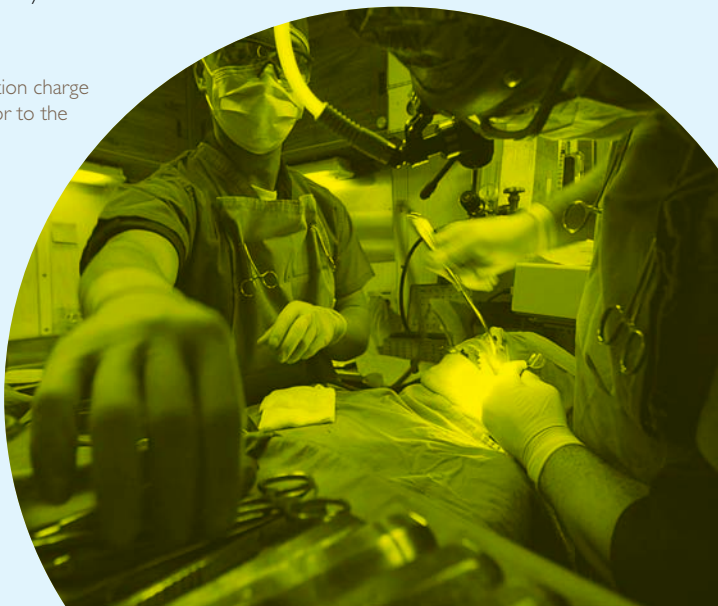
At the end of the day participants will:

- understand recent developments in local anaesthetic and understand the challenges to current practice
- gain awareness of the developments, applications and risks of imaging in oral surgery
- be informed of the management of dentoalveolar trauma, acute pain and BRONJ
- have gained tips on the management of the medically complex patient
- understand the medico-legal ramification of oral surgery practice
- have a clearer understanding of the enigma of trigeminal pain.

This day will attract 5 CPD credits

Please return completed application forms by:
6 October 2012

Please note that there is a fixed cancellation charge of 10%. Cancellations made 2 weeks prior to the course will result in no refund.



Venue

The Royal College of Surgeons of England, London

09.00 – 09.45	Registration and Coffee	14.30 – 15.15	Managing Acute Dental Trauma in Adults
09.45 – 09.50	Welcome Miss Kathryn Harley <i>Dean, Faculty of Dental Surgery</i>		Miss Serpil Djemal <i>King's College NHS Trust</i>
09.50 – 10.00	Introduction Professor Tara Renton <i>Course Convenor, King's College London</i>	15.15 – 15.45	Pain Management Professor Tara Renton <i>King's College London</i>
10.00 – 10.50	Local Anaesthetic (When The Patient Won't Go Numb) Dr John Meechan <i>Newcastle University</i>	15.45 – 16.00	Panel Discussion
10.50 – 11.40	Imaging Best Practice, Odd Findings and CBCT Dr Jackie Brown <i>King's College London</i>	16.00 – 16.20	Tea
11.40 – 12.00	Panel Discussion	16.20 – 16.50	Managing Complaints in the NHS Miss Cathy Bryant <i>King's College Dental Hospital</i>
12.00 – 13.00	Lunch	16.50 – 17.20	Legal Aspects of Oral Surgery Mr Stephen Henderson <i>Dental Protection Ltd</i>
13.00 – 13.45	The Medically Complex Patient Mr Max Chauhan and Dr Cathy Bryant <i>King's College Dental Hospital</i>	17.20 – 17.40	Panel Discussion and Close
13.45 – 14.30	BRONJ Ms Shina Popat and Ms Talli Taylor <i>King's College Dental Hospital</i>		
14.30 – 14.45	Panel Discussion		

Best Practice in Oral Surgery: Day 2

Saturday 20 October 2012

This second study day is aimed at all UK oral surgery trainees and qualified staff to better familiarise themselves with current developments in oral surgery not covered in study day 1. The day will be of interest to dental undergraduates, FY1 and FY2 trainees, senior house officers, specialty doctors and senior staff.

Aims and objectives:

At the end of the day participants will:

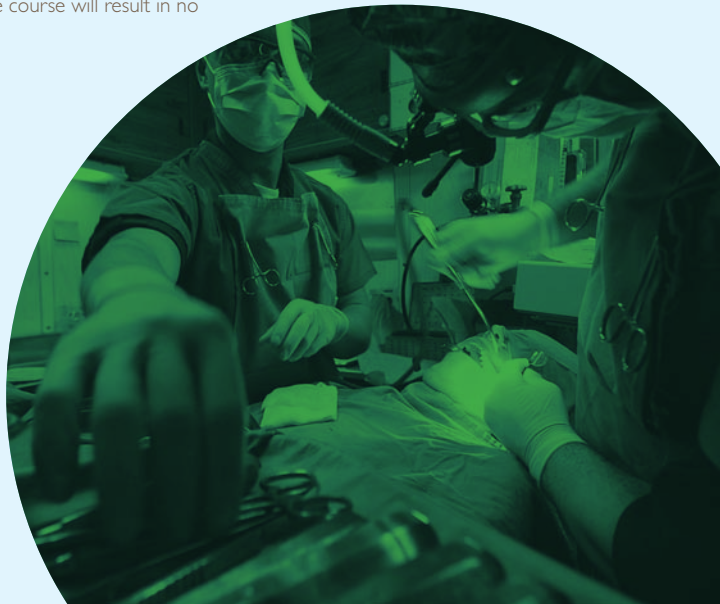
- understand the recent developments within the practice of oral surgery
- understand minimal access, low risk oral surgery
- be aware of the current developments in apical surgery
- be informed of the developments and recent advances in TMD
- be informed of novel development and strategies in the diagnosis and management of salivary gland disease
- understand how to avoid iatrogenic trigeminal nerve injuries in surgery practice.

This day will attract 5 CPD credits.

Please return completed application forms by:

5 October 2012

Please note that there is a fixed cancellation charge of 10%. Cancellations made 2 weeks prior to the course will result in no refund.



Venue

The Royal College of Surgeons of England, London

09.00 – 09.45	Registration	14.30 – 15.15	Advances in Temporomandibular Disorders Dr Justin Durham <i>University Of Newcastle</i>
09.45 – 09.50	Welcome Miss Kathryn Harley <i>Dean, Faculty of Dental Surgery</i>	15.15 – 15.45	Developments in Orthodontic Oral Surgery Interface Dr Nicola Parkin <i>Sheffield University</i>
09.50 – 10.00	Introduction Professor Tara Renton <i>Course Convenor, King's College London</i>	15.45 – 16.00	Panel Discussion
10.00 – 10.50	Modern Oral Surgery Professor Tara Renton	16.00 – 16.20	Tea
10.50 – 11.40	Implant Issues: the Secret to Success Mr Andrew Dawood, <i>University College London</i>	16.20 – 16.50	Lumps, Bumps and Laser Surgery Professor Peter Thompson <i>Newcastle University</i>
11.40 – 12.00	Discussion	16.50 – 17.20	Prevention and Management of Iatrogenic Nerve Injuries <i>Professor Tara Renton</i>
12.00 – 13.00	Lunch	17.20 – 17.40	Panel Discussion and Close
13.00 – 13.45	Periapical Surgery Dr Murray Saunders <i>Guys And St Thomas Trust London</i>		
13.45 – 14.30	Salivary Gland Disease and Minimally Invasive Surgery Dr Michael Escudier <i>Kings College London</i>		
14.30 – 14.45	Panel Discussion		

CPD Core Competency Courses

The Royal College of Surgeons of England, London

The General Dental Council requires all dentists to complete 250 hours of continuing professional development (CPD) every five years in order to remain on the UK Dentists Register. From the start of a dentist's second cycle, the GDC has recommended that dentists carry out CPD in the following core subjects:

- medical emergencies (at least 10 hours per CPD cycle)
- disinfection and decontamination (at least 5 hours per CPD cycle)
- Radiography and radiation protection (at least 5 hours per CPD cycle)
- In addition, all dentists working within a clinical environment must ensure they are up to date in legal and ethical issues and the handling of complaints.

The Faculty of Dental Surgery aims to provide practitioners with up-to-date information in these core subject areas and has arranged a series of courses that cover the core requirements in medical emergencies, and radiography and radiation protection.

The courses will be pertinent to those working in both primary and secondary care, community-based services, NHS or independent practice; and also dental care professionals and other members of the care teams. It will also prove relevant to those studying for ORE, LDS, MJDF and MFDS.

We are delighted to have among our team of speakers outstanding and well-respected clinicians including Mr Jimmy Makdissi, Consultant Radiologist; and Professor St John Crean, Professor of Medicine in Dentistry. All of the speakers will be available for discussion throughout the course.



Medical Emergencies: Theory and Practical

Friday 4 May 2012

Professor St John Crean

The profile of patients attending for dental treatment in the 21st century, has changed. Most notably that individuals are living longer, as a result of lifestyle choices and medical intervention advances. Thus the whole Dental Team is challenged to keep abreast of their patients' medical status and thus must possess an ability to recognise acute deterioration in their health and where appropriate provide initial response care which will increase their chances of survival.

The sessions will focus on dealing with medical emergencies in the dental care setting and will concentrate on their recognition and management before and after they result in the development of a cardiac arrest. The day will highlight accepted techniques and will also introduce, demonstrate and encourage practice of the issue of defibrillation in the primary dental care setting. All these issues will be addressed in the light of the recent changes from the UK Resuscitation Council

Aims

- Discuss the common medical emergencies in dental practice and
- Discuss the appropriate management of medical emergencies and cardiac arrest by the dental team
- Revise current Basic Life Support principles for adults and children
- Introduce the use of the AED for dental practice
- Discuss best practice within the dental care setting

Objectives

- To recognise the common medical emergencies within the dental care setting
- To provide appropriate care during a medical emergencies
- To provide appropriate Basic Life Support for adults and children
- Be capable of using an AED machine in an emergency setting
- To be able to find sources of information to improve and maintain relevant knowledge

Radiography and Radiation Protection

Friday 1 June 2012 and
Friday 23 November 2012

Mr Jimmy Makdissi

Management of dental problems demands a range of skills covering many areas of knowledge, competencies and professionalism.

Treatment planning is probably the most important skill of all and pre-empts many other capabilities needed for success. Closely allied to successful treatment planning in dentistry is the role that radiology and the variety of radiological techniques plays in helping to optimise the process. Thus the dental care team places significant reliance on the use of radiology in the delivery of contemporary care. This brings with it an absolute need to be aware of the regulations and protocols that ensure the safe delivery of this mode of care.

Aims

- Radiation physics.
- Risks of ionising radiation.
- Radiation dose in dental radiography.
- Factors affecting the dose in dental radiography.
- Principles of radiation protection.
- Statutory requirements.
- Quality assurance.
- Selection criteria.

Objectives

- To understand the methods of dose reduction.
- To recognise practical methods of achieving minimum dose delivery.
- To understand the current legal aspects to IR(ME)R.
- To be familiar with the latest technology including digital radiography and cone beam CT scanning.
- Understand quality assurance.

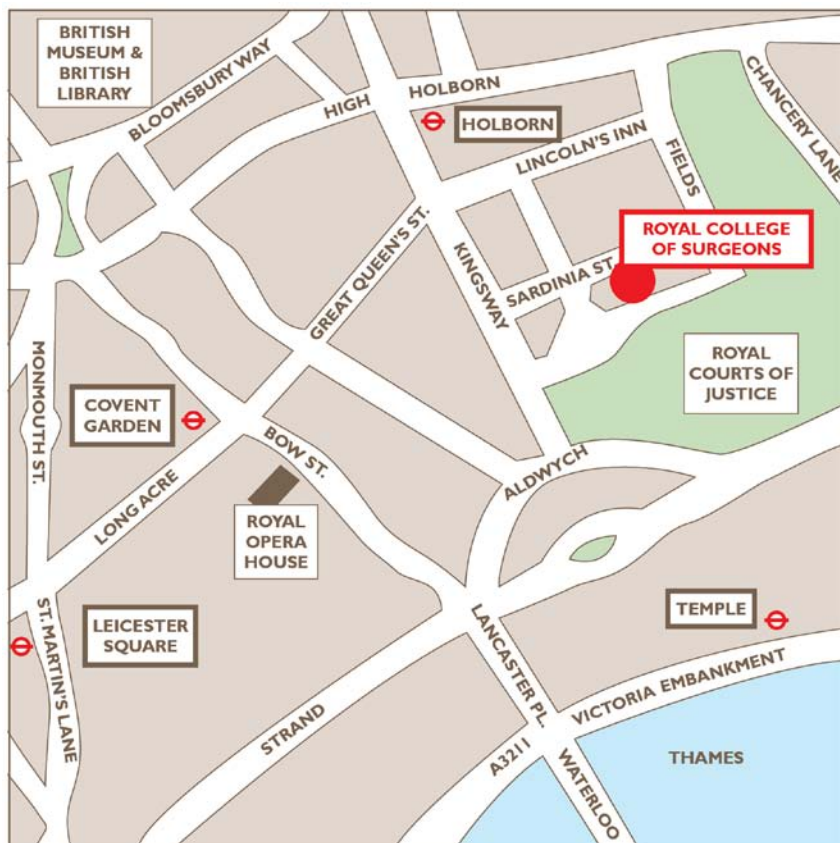
Approved for 5 CPD Credits

Please return completed application forms by:

23 April 2012

How to find

The Royal College of Surgeons of England, London



By bus:

There are many buses that run along the Strand and Fleet Street to the Aldwych or along High Holborn to Kingsway.

By underground:

The nearest tube station is Holborn on the Piccadilly and Central lines. It is a ten-minute walk from Temple tube station on the Circle and District lines.

Disabled access:

Portable ramps and a cloakroom downstairs. Please telephone for further information.

For further information please contact:

Education Department
Faculty of Dental Surgery
The Royal College of Surgeons of England
35–43 Lincoln's Inn Fields,
London WC2A 3PE

T (020) 7869 6815

F (020) 7869 6818

E fds@rcseng.ac.uk

www.rcseng.ac.uk/fds

How to find Met Hotel, Leeds



By bus:

There is a free city bus from the bus station, which stops opposite the hotel on King Street.

By rail:

Leave the station via the main entrance and turn left. Follow the traffic lights and turn left again. Cross the road at the next pedestrian crossing. Head down the left-hand side of Majesty's Night Club and the second right after Wharf Street Bar on to King Street.

Parking:

On-site parking is available for a charge. As spaces are limited we request that you check in advance of arrival. There is an NCP car park at Leeds Station.

For further information on how to get to the venue please contact:

The Met
King Street
Leeds LS1 2 HQ
T 0113 245 0841 F 0113 242 5156
E enquiries.met@principal-hayley.com

Equal opportunities monitoring

In line with UK legislation and good practice guidelines, we are asking everyone to complete this section. You are not obliged to provide any of the information in this section but if you do so it will enable us to monitor our business processes and ensure that we provide equality of opportunity to all.

Name:.....

Gender:.....

Nationality:.....

First language:.....

Do you have a disability under the terms of the Disability Discrimination Act 1995 (a person with a physical or mental impairment that affects your ability to carry out normal day to day activities which are substantial, adverse and long term)?

- Yes
- No

What is your sexual orientation?

- Bisexual
- Heterosexual
- Lesbian or gay

What is your religion or belief?

- Buddhist
- Christian
- Hindu
- Jewish
- Muslim
- Sikh
- Other religion/belief

Ethnicity

Choose one selection from the list below to indicate your cultural background:

a) White:

- British
- Irish
- Any other mixed background

b) Mixed:

- White and black Caribbean
- White and black African
- White and Asian
- Any other mixed background

c) Asian or Asian British:

- Indian
- Pakistani
- Bangladeshi
- Any other Asian background

d) Black or black British:

- Caribbean
- African
- Any other black background

e) Chinese or other ethnic group:

- Chinese
- Any other background

Indicate a more specific category here:

.....

.....

.....

This information will be recorded electronically with your other data in accordance with the Data Protection Act 1998, but used only for monitoring our business practice.

NB: Applications on photocopies will be accepted

Application form

Choose your course(s) from the list below and complete the payment details for the total cost of the courses booked.

I wish to register for the following event(s):
(Please tick as appropriate.)

- Orthodontic wire bending and archwire fabrication on 16–17 February 2012
Fee: £300
- The Management of Hypodontia
Friday 9 March 2012*
- Masterclass in Special Care Dentistry on Thursday 15 March 2012
Fee: £150
- Modern Management of Dental Trauma
Friday 16 March 2012*
- Morning / Afternoon (*delete as appropriate*) session of the Masterclass in Special Care Dentistry on Thursday 15 March 2012
Fee: £75
- National orthodontic therapist study day
Monday 21 May 2012
Fee: £90
- Oral and Dental Care in Forensic Psychiatry on Friday 25 May 2012
Fee: £100

Careers in Oral Surgery

- Symposium
Friday 29 February 2012*
- Best Practice in Oral Surgery: Day 1
Friday 19 October 2012*
- Best Practice in Oral Surgery: Day 2
Saturday 20 October 2012*

CPD Core Competency Courses

- Medical Emergencies: Theory and Practical
- Friday 4 May 2012
Fee: £150
- Radiography and Radiation Protection
- Friday 1 June 2012
- Friday 23 November 2012
Fee: £100 for either day

* For each of the above events the following fees apply:

£130 Non Members

£110 *Fellows/Members of RCS Eng FDS, FGDP(UK); Diplomates in Special Care Dentistry; Members of BSDH, BSPD, BAOS, BSOM, BAOIMS, BOS, BASCD, BSG and BDA CDS Group*

£90 *Vocational Dental Practitioners, Senior House Officers, Registered Postgraduate Students and MJDF Trainees*

Payment details

- I enclose a cheque for £..... made payable to:
The Royal College of Surgeons of England
- Please debit my card for £.....
(fill in card details below)

Credit card details

- Mastercard Visa Switch Delta

My credit card number is:

Expiry date Start date

Issue no. Security no.

Cardholder's name:.....

Signature..... Date.....

Contact details

Last name in full..... Title.....

Other names.....

Gender.....(Male/female) .. DOB.....

Address.....

.....

..... Post code.....

Telephone day..... GDC no.....

Email.....

Mobile.....

Please indicate any dietary restrictions.....

.....

Please indicate how you heard about this course.....

.....

The information you provide will be held on a College-wide database and may be shared with any relevant specialist associations located within the building. It will be used for relevant College mailings and used to process your application and stored in accordance with the Data Protection Act 1998.

We would like to keep you informed of other events and activities that may be of interest to you; please tick this box if you do not wish to receive these mailings.

NB: Applications on photocopies will be accepted